



























































Part	ID	Quantity	Color	Description
	3705	14	Black	Technic Axle 4
	3706	1	Black	Technic Axle 6
	3708	1	Black	Technic Axle 12
	3737	1	Black	Technic Axle 10
	32062	46	Red	Technic Axle 2 Notched
	6587	6	Dark Tan	Technic Axle 3 with Stud
	32073	3	Light Bluish Gray	Technic Axle 5
	4519	11	Light Bluish Gray	Technic Axle 3
	59426	6	Dark Bluish Gray	Technic Axle 5.5 With Stop [Rounded Short End]
	87083	8	Dark Bluish Gray	Technic Axle 4 with Stop
	2905	4	Black	Technic Beam Triangle Thin [Type I]
	32250	4	Black	Technic Beam 3 x 5 L-Shape with Quarter Ellipse Thin
	32526	2	Black	Technic Beam 3 x 5 L-Shape Thick
	41677	4	Black	Technic Beam 1 x 2 Thin
	60483	2	Black	Technic Beam 1 x 2 Thick with Pin Hole and Axle Hole
	6632	6	Black	Technic Beam 1 x 3 Thin
	2825	2	Red	Technic Beam 1 x 4 Thin with Stud Connector

































	32278	2	Red	Technic Beam 1 x 15 Thick
	32316	11	Red	Technic Beam 1 x 5 Thick
	32449	2	Red	Technic Beam 1 x 4 Thin
	32523	12	Red	Technic Beam 1 x 3 Thick
	32524	2	Red	Technic Beam 1 x 7 Thick
	32525	8	Red	Technic Beam 1 x 11 Thick
	40490	8	Red	Technic Beam 1 x 9 Thick
	41677	2	Red	Technic Beam 1 x 2 Thin
	43857	12	Red	Technic Beam 1 x 2 Thick
	6632	2	Red	Technic Beam 1 x 3 Thin
	32140	2	Light Bluish Gray	Technic Beam 2 x 4 L-Shape Thick
	32278	2	Light Bluish Gray	Technic Beam 1 x 15 Thick
	32523	2	Light Bluish Gray	Technic Beam 1 x 3 Thick
	32524	2	Light Bluish Gray	Technic Beam 1 x 7 Thick
	32525	2	Light Bluish Gray	Technic Beam 1 x 11 Thick
	40490	4	Light Bluish Gray	Technic Beam 1 x 9 Thick
	41239	2	Light Bluish Gray	Technic Beam 1 x 13 Thick
	41677	2	Light Bluish Gray	Technic Beam 1 x 2 Thin







	60483	1	Light Bluish Gray	Technic Beam 1 x 2 Thick with Pin Hole and Axle Hole
	60484	1	Light Bluish Gray	Technic Beam 3 x 3 T-Shape Thick
	6632	2	Light Bluish Gray	Technic Beam 1 x 3 Thin
	32348	3	Dark Bluish Gray	Technic Beam 1 x 7 Bent (4 - 4) Thick
	32523	1	Dark Bluish Gray	Technic Beam 1 x 3 Thick
	32525	1	Dark Bluish Gray	Technic Beam 1 x 11 Thick
	60483	2	Dark Bluish Gray	Technic Beam 1 x 2 Thick with Pin Hole and Axle Hole
	6629	1	Dark Bluish Gray	Technic Beam 1 x 9 Bent (6 - 4) Thick
	3713	2	Red	Technic Bush
	3713	3	Light Gray	Technic Bush
	32123b	6	Light Bluish Gray	Technic Bush 1/2 Smooth with Axle Hole Semi-Reduced
	32013	8	Black	Technic Axle and Pin Connector Angled #1
	32015	4	Black	Technic Axle and Pin Connector Angled #5 - 112.5°
	32016	2	Black	Technic Axle and Pin Connector Angled #3 - 157.5°
	32034	3	Black	Technic Axle and Pin Connector Angled #2 - 180°
	32039	4	Black	Technic Axle Connector with Axle Hole

	32192	2	Black	Technic Axle and Pin Connector Angled #4 - 135°
	32291	2	Black	Technic Axle and Pin Connector Perpendicular Double
	41678	4	Black	Technic Axle and Pin Connector Perpendicular Double Split
	42003	6	Black	Technic Axle and Pin Connector Perpendicular 3L with 2 Pin Holes
	59443	4	Black	Technic Axle Connector Smooth [with x Hole + Orientation]
	6536	2	Black	Technic Axle and Pin Connector Perpendicular
	87082	2	Black	Technic Pin Connector Hub with 2 Pins with Friction Ridges Lengthwise
	87408	2	Black	Technic Pin Connector Toggle Joint Smooth Double with Axle and Pin Holes
	32013	11	Red	Technic Axle and Pin Connector Angled #1
	32014	2	Red	Technic Axle and Pin Connector Angled #6 - 90°
	32015	14	Red	Technic Axle and Pin Connector Angled #5 - 112.5°
	32016	8	Red	Technic Axle and Pin Connector Angled #3 - 157.5°
	32034	5	Red	Technic Axle and Pin Connector Angled #2 - 180°
	32126	4	Red	Technic Axle and Pin Connector Toggle Joint Smooth
	41678	2	Red	Technic Axle and Pin Connector Perpendicular Double Split
	42003	2	Red	Technic Axle and Pin Connector Perpendicular 3L with 2 Pin Holes

	59443	8	Red	Technic Axle Connector Smooth [with x Hole + Orientation]
	62462	8	Red	Technic Pin Connector Round [Slotted]
	6536	8	Red	Technic Axle and Pin Connector Perpendicular
	59443	4	Yellow	Technic Axle Connector Smooth [with x Hole + Orientation]
	32013	2	Light Bluish Gray	Technic Axle and Pin Connector Angled #1
	32034	2	Light Bluish Gray	Technic Axle and Pin Connector Angled #2 - 180°
	32126	2	Light Bluish Gray	Technic Axle and Pin Connector Toggle Joint Smooth
	32184	1	Light Bluish Gray	Technic Axle and Pin Connector Perpendicular 3L with Centre Pin Hole
	48989	5	Light Bluish Gray	Technic Pin Connector Hub Perpendicular 3L with 4 Pins
	59443	2	Light Bluish Gray	Technic Axle Connector Smooth [with x Hole + Orientation]
	63869	1	Light Bluish Gray	Technic Axle and Pin Connector Perpendicular Triple
	6536	1	Light Bluish Gray	Technic Axle and Pin Connector Perpendicular
	6553	1	Light Bluish Gray	Technic Pole Reverser Handle
	87082	4	Light Bluish Gray	Technic Pin Connector Hub with 2 Pins with Friction Ridges Lengthwise
	32013	1	Dark Bluish Gray	Technic Axle and Pin Connector Angled #1
	32269	1	Black	Technic Gear 20 Tooth Double Bevel with Axle Hole Type 2 [X Opening]

				
	32270	3	Black	Technic Gear 12 Tooth Double Bevel
	87761	1	Black	Technic Gear Rack 1 x 7 with Axle and Pin Holes
	32269	1	Tan	Technic Gear 20 Tooth Double Bevel with Axle Hole Type 2 [X Opening]
	6589	3	Tan	Technic Gear 12 Tooth Bevel
	3648b	2	Dark Bluish Gray	Technic Gear 24 Tooth [New Style with Single Axle Hole]
	62821	1	Dark Bluish Gray	Technic, Gear Differential with Inner Tabs and Closed Center, 28 Bevel Teeth
	58119	1	Light Bluish Gray	Electric Power Functions Battery Box 4 x 11 x 7 with Orange Switch and Dark Bluish Gray Covers
	58122	1	Light Bluish Gray	Electric Power Functions IR Remote Control with Dark Bluish Gray Bottom
	58123b	1	Light Bluish Gray	Electric Power Functions IR Receiver with "V2" Print
	99498	1	Light Bluish Gray	Electric Power Functions Servo Motor with Dark Bluish Gray Bottom
	99499	2	Light Bluish Gray	Electric Power Functions Large Motor with Dark Bluish Gray Bottom
	2780	82	Black	Technic Pin with Friction Ridges Lengthwise and Center Slots
	6628	2	Black	Technic Pin with Friction Ridges Lengthwise and Towball
	43093	45	Blue	Technic Axle Pin with Friction Ridges Lengthwise
	6558	48	Blue	Technic Pin Long with Friction Ridges Lengthwise

	32054	6	Red	Technic, Pin Long with Friction Ridges Lengthwise and Stop Bush
	32002	13	Tan	Technic Pin 3/4
	4274	14	Light Bluish Gray	Technic Pin 1/2
	11214	5	Dark Bluish Gray	Technic Axle Pin 3L with Friction Ridges Lengthwise and 1L Axle
	3020	3	Black	Plate 2 x 4
	3021	4	Black	Plate 2 x 3
	3023	4	Trans-Red	Plate 1 x 2
	3023	10	Trans-Clear	Plate 1 x 2
	3069b	2	Red	Tile 1 x 2 with Groove
	6636	1	Red	Tile 1 x 6 with Groove
	33299a	8	Black	Technic Beam 3 x 0.5 Liftarm with Boss and Pin / Crank
	64178	1	Light Bluish Gray	Technic Beam 5 x 11 Open Center Frame Thick
	64179	3	Light Bluish Gray	Technic Beam 5 x 7 Open Center Thick
	54200	6	Trans-Orange	Slope 30° 1 x 1 x 2/3 (Cheese Slope)
	6541	2	Black	Technic Brick 1 x 1 with Hole
	6575	4	Light Gray	Technic Cam
	2412b	7	Black	Tile Special 1 x 2 Grille with Bottom Groove
	15413	4	Black	Tyre 49.53 x 20
	56145	4	Light Bluish Gray	Wheel 30.4 x 20 without Pinholes, with Reinforced Rim
	4275a	2	Black	Hinge Plate 1 x 2 with 3 Fingers and Solid Studs
	4276a	2	Black	Hinge Plate 1 x 2 with 2 Fingers and Solid Studs
	32199	3	Black	Hose Soft Axle 11
	32200	3	Red	Hose Soft Axle 12
	32201	3	Red	Hose Soft Axle 14
	32202	1	Red	Hose Soft Axle 16
	41669	2	Black	Technic Tooth 1 x 3 with Axlehole
	41669	2	Red	Technic Tooth 1 x 3 with Axlehole
	47474	1	Light Bluish Gray	Shield Holder with Technic Axle
	2819	1	Black	Technic Steering Wheel Small (3 Studs Diameter)
	32494	2	Light Bluish Gray	Technic Steering / CV Joint
	76138	2	Light Bluish Gray	Technic Shock Absorber 6.5L with Soft Spring
	92906	2	Dark Bluish	Technic Steering / CV Joint Axle

			Gray	
	62531	1	Red	Technic Panel Curved 11 x 3 with 2 Pin Holes through Panel Surface
	64392	1	Red	Technic Fairing #17 Large Smooth, Side A
	64393	2	Red	Technic Panel Fairing # 6 Long Smooth, Side B
	64681	2	Red	Technic Panel Fairing # 5 Long Smooth, Side A
	64682	1	Red	Technic Fairing #18 Large Smooth, Side B
	64782	2	Red	Technic Panel 1 x 5 x 11

Generated by Rebrickable.com on Thu, 24 Dec 2015 08:13:29 +1100